

Notes in Issuance	
Programme Limit	R 15,000,000,000
% Notes issued	56.65%
% Notes available for future issuance	43.35%
Total Notes Outstanding - Market Value	R 8,390,470,555
Total Notes Outstanding - Face Value	R 8,497,000,000
Largest daily issuance within reporting cycle - Face Value	R 459,000,000
Number of Series in Issue	35
Maximum Maturity allowed	364 days
Longest Remaining Maturity - Days	86 days
Shortest Remaining Maturity - Days	2 days
Average Maturity - Days	39 days
Conditions Precedent that prevent issue of Notes (Yes/No)	No
Ratings of Notes	Prime -1.za/F1+(zaf)

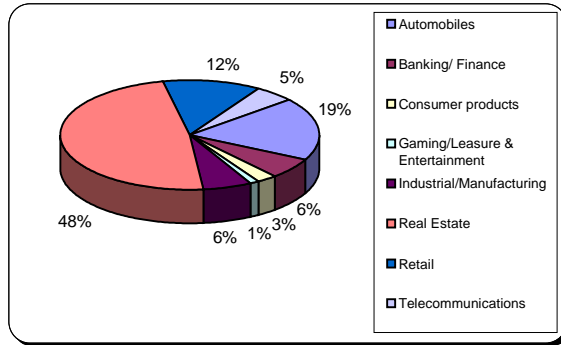
Facilities	
Liquidity	
Minimum Liquidity Commitment	R 8,502,100,000
Amount drawn down	Nil
Programme Wide Credit Enhancement	
Programme Wide Credit Enhancement available	N/A
Programme Wide Credit Enhancement required	N/A
Programme Wide Credit Enhancement drawn down	N/A

Assets - General information	
Total Assets - Book Value	R 8,386,402,897
Number of Assets in Program	
<i>Participating Eligible Investment</i>	1
<i>Rated Securities</i>	12
<i>Rated ABS</i>	46
Maximum Legal Maturity	37.16 Years
Expected Average Maturity	3 Years
Largest % of any Participating Asset (Principal Balance)	6.04%

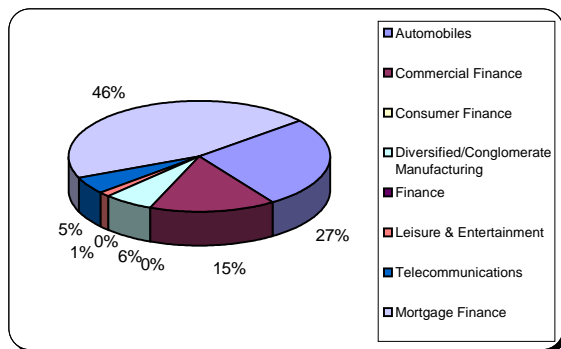
Assets - Details

 % of
Participating
Assets

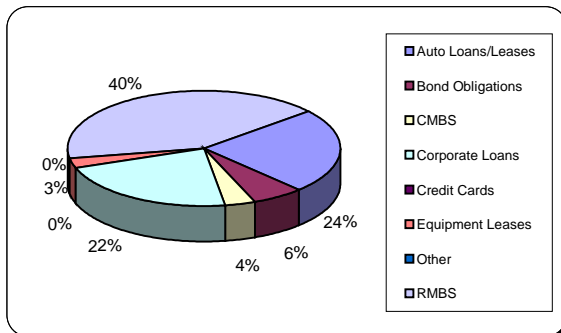
Industry Category (Fitch)		% of Participating Assets
Automobiles		18.53%
Banking/ Finance		6.06%
Consumer products		2.51%
Gaming/Leisure & Entertainment		1.21%
Industrial/Manufacturing		6.24%
Real Estate		48.26%
Retail		12.17%
Telecommunications		5.02%
Total		100.00%



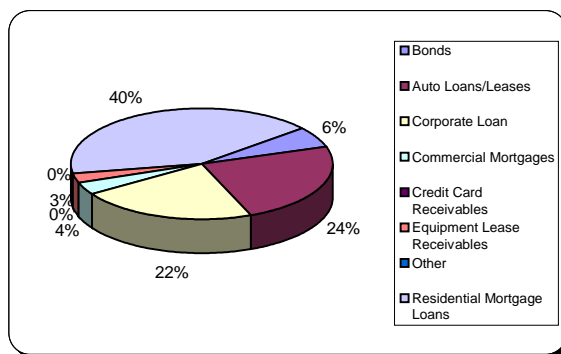
Industry Category (Moody's)		% of Participating Assets
Automobiles		26.65%
Commercial Finance		15.47%
Consumer Finance		0.00%
Diversified/Conglomerate Manufacturi		6.24%
Finance		0.0215%
Leisure & Entertainment		1.21%
Telecommunications		5.02%
Mortgage Finance		45.40%
Total		100.00%



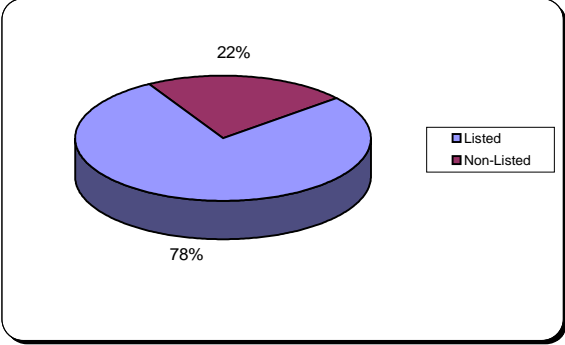
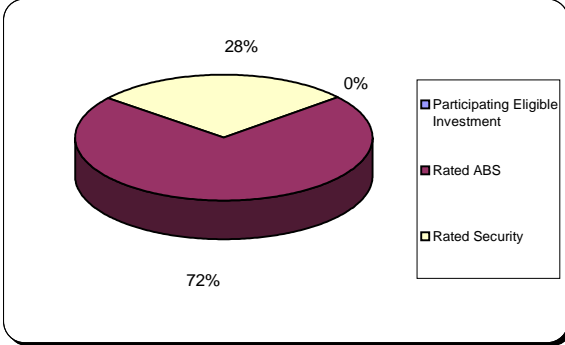
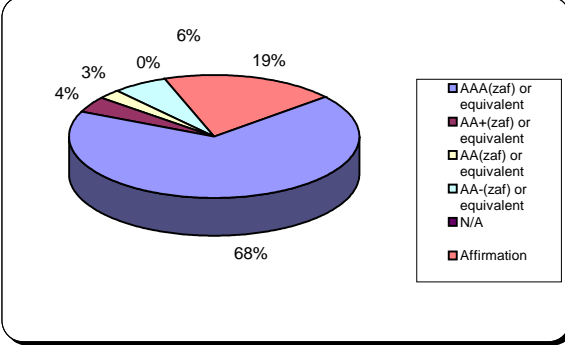
Asset Category (Fitch)		% of Participating Assets
Auto Loans/Leases		23.93%
Bond Obligations		6.04%
CMBS		3.62%
Corporate Loans		22.11%
Credit Cards		0.00%
Equipment Leases		2.51%
Other		0.02%
RMBS		41.77%
Total		100.00%



Asset Category (Moody's)		% of Participating Assets
Bonds		6.04%
Auto Loans/Leases		23.93%
Corporate Loan		22.11%
Commercial Mortgages		3.62%
Credit Card Receivables		0.00%
Equipment Lease Receivables		2.51%
Other		0.02%
Residential Mortgage Loans		41.77%
Total		100.00%



Assets - Details

		% of Participating Assets	
Listed/Non Listed	Listed	77.87%	
	Non-Listed	22.13%	
	Total	100.00%	
Asset Type	Participating Eligible Investment	0.02%	
	Rated ABS	71.84%	
	Rated Security	28.14%	
Total		100.00%	
Asset Rating Fitch and / or Moody's	AAA(zaf) or equivalent	67.71%	
	AA+(zaf) or equivalent	4.29%	
	AA(zaf) or equivalent	2.56%	
	AA-(zaf) or equivalent	6.04%	
	N/A	0.02%	
	Affirmation	19.39%	
	Total		