

<b>Notes in Issuance</b>	
Programme Limit	R 15,000,000,000
% Notes issued	60.60%
% Notes available for future issuance	39.40%
Total Notes Outstanding - Market Value	R 9,004,695,794
Total Notes Outstanding - Face Value	R 9,090,000,000
Largest daily issuance within reporting cycle - Face Value	R 707,000,000
Number of Series in Issue	34
Maximum Maturity allowed	364 days
Longest Remaining Maturity - Days	84 days
Shortest Remaining Maturity - Days	1 day
Average Maturity - Days	33 days
Conditions Precedent that prevent issue of Notes (Yes/No)	No
Ratings of Notes	Prime -1.za/F1+(zaf)

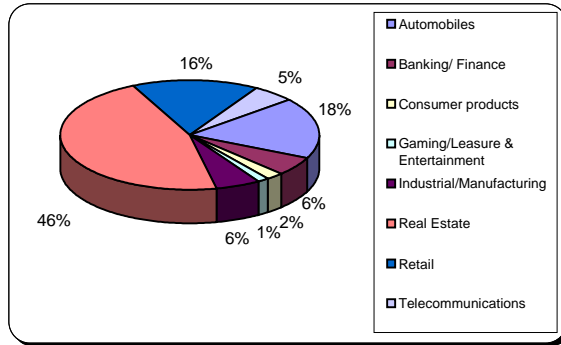
<b>Facilities</b>	
<b>Liquidity</b>	
Minimum Liquidity Commitment	R 9,095,300,000
Amount drawn down	Nil
<b>Programme Wide Credit Enhancement</b>	N/A
Programme Wide Credit Enhancement available	N/A
Programme Wide Credit Enhancement required	N/A
Programme Wide Credit Enhancement drawn down	N/A

<b>Assets - General information</b>	
Total Assets - Book Value	R 9,016,241,603
Number of Assets in Program	
<i>Participating Eligible Investment</i>	1
<i>Rated Securities</i>	12
<i>Rated ABS</i>	51
Maximum Legal Maturity	37.33 Years
Expected Average Maturity	3 Years
Largest % of any Participating Asset (Principal Balance)	5.64%

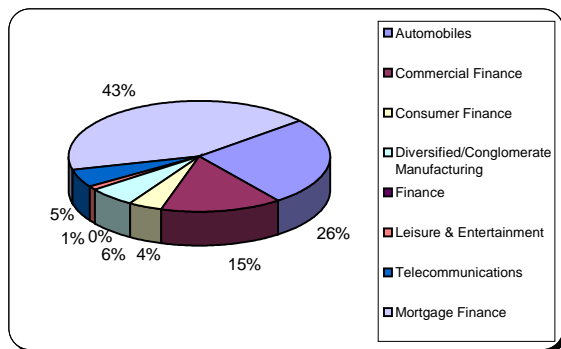
**Assets - Details**

 % of  
Participating  
Assets

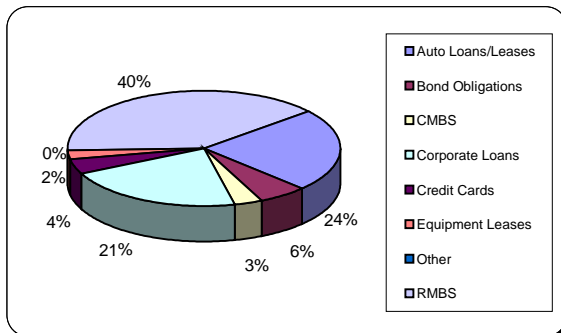
Industry Category (Fitch)		% of Participating Assets
Automobiles		17.94%
Banking/ Finance		5.68%
Consumer products		2.35%
Gaming/Leasure & Entertainment		1.13%
Industrial/Manufacturing		5.69%
Real Estate		46.00%
Retail		16.02%
Telecommunications		5.19%
<b>Total</b>		<b>100.00%</b>



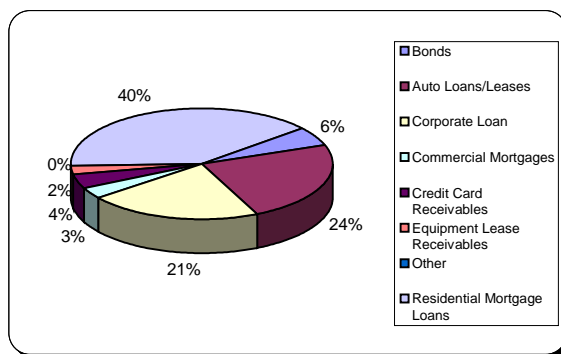
Industry Category (Moody's)		% of Participating Assets
Automobiles		25.87%
Commercial Finance		14.89%
Consumer Finance		4.29%
Diversified/Conglomerate Manufacturi		5.69%
Finance		0.0478%
Leisure & Entertainment		1.13%
Telecommunications		5.19%
Mortgage Finance		42.89%
<b>Total</b>		<b>100.00%</b>



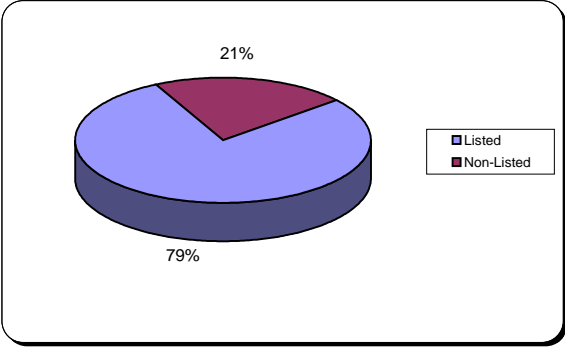
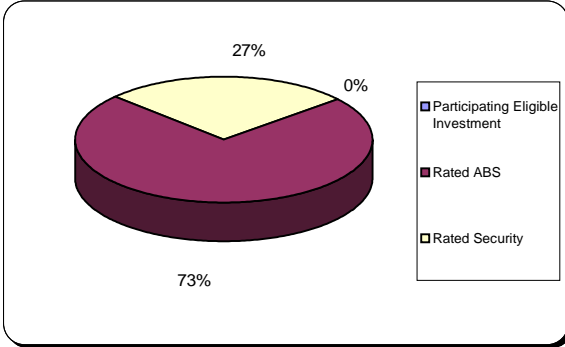
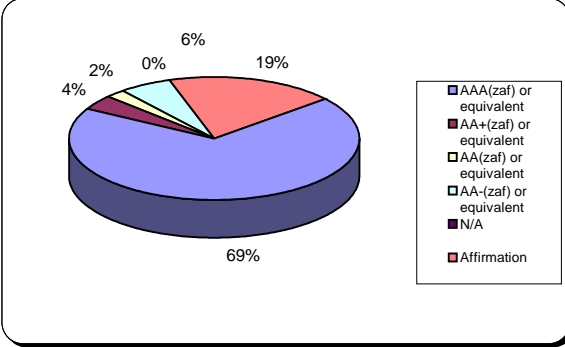
Asset Category (Fitch)		% of Participating Assets
Auto Loans/Leases		23.40%
Bond Obligations		5.64%
CMBS		3.38%
Corporate Loans		21.38%
Credit Cards		4.29%
Equipment Leases		2.35%
Other		0.05%
RMBS		39.51%
<b>Total</b>		<b>100.00%</b>



Asset Category (Moody's)		% of Participating Assets
Bonds		5.64%
Auto Loans/Leases		23.40%
Corporate Loan		21.38%
Commercial Mortgages		3.38%
Credit Card Receivables		4.29%
Equipment Lease Receivables		2.35%
Other		0.05%
Residential Mortgage Loans		39.51%
<b>Total</b>		<b>100.00%</b>



**Assets - Details**

		% of Participating Assets	
<b>Listed/Non Listed</b>	Listed	78.57%	
	Non-Listed	21.43%	
	<b>Total</b>	<b><u>100.00%</u></b>	
<b>Asset Type</b>	Participating Eligible Investment	0.05%	
	Rated ABS	72.93%	
	Rated Security	27.02%	
<b>Total</b>		<b><u>100.00%</u></b>	
<b>Asset Rating Fitch and / or Moody's</b>	AAA(zaf) or equivalent	69.07%	
	AA+(zaf) or equivalent	3.94%	
	AA(zaf) or equivalent	2.39%	
	AA-(zaf) or equivalent	5.64%	
	N/A	0.05%	
	Affirmation	18.91%	
	<b>Total</b>		