

Notes in Issuance

Programme Limit	R 15,000,000,000
% Notes issued	55.18%
% Notes available for future issuance	44.82%
Total Notes Outstanding - Market Value	R 8,147,423,854
Total Notes Outstanding - Face Value	R 8,277,000,000
Largest daily issuance within reporting cycle - Face Value	R 721,000,000
Number of Series in Issue	35
Maximum Maturity allowed	364 days
Longest Remaining Maturity - Days	92 days
Shortest Remaining Maturity - Days	8 days
Average Maturity - Days	45 days
Conditions Precedent that prevent issue of Notes (Yes/No)	No
Ratings of Notes	Prime -1.za/F1+(zaf)

Facilities

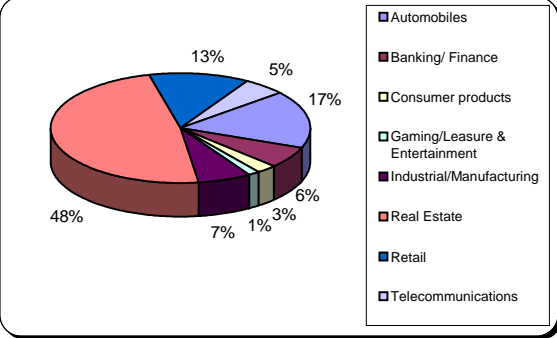
Liquidity	
Minimum Liquidity Commitment	R 8,282,300,000
Amount drawn down	Nil
Programme Wide Credit Enhancement	N/A
Programme Wide Credit Enhancement available	N/A
Programme Wide Credit Enhancement required	N/A
Programme Wide Credit Enhancement drawn down	N/A

Assets - General information

Total Assets - Book Value	R 8,144,981,537
Number of Assets in Program	
<i>Participating Eligible Investment</i>	1
<i>Rated Securities</i>	12
<i>Rated ABS</i>	45
Maximum Legal Maturity	36.99 Years
Expected Average Maturity	2.41 Years
Largest % of any Participating Asset (Principal Balance)	6.23%

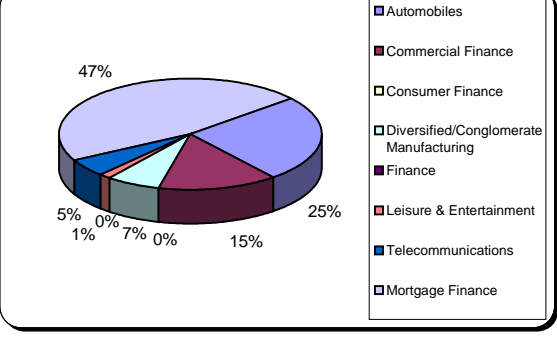
Assets - Details

		% of Participating Assets
Industry Category (Fitch)	Automobiles	17.00%
	Banking/ Finance	6.25%
	Consumer products	2.59%
	Gaming/Leasure & Entertainment	1.25%
	Industrial/Manufacturing	6.85%
	Real Estate	48.16%
	Retail	12.56%
	Telecommunications	5.34%
	Total	100.00%



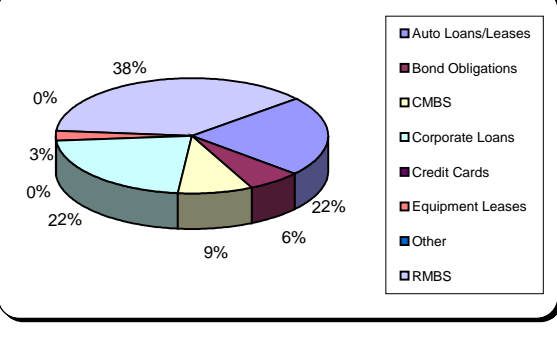
Industry Category	Percentage
Automobiles	17%
Banking/ Finance	6%
Consumer products	3%
Gaming/Leasure & Entertainment	1%
Industrial/Manufacturing	7%
Real Estate	48%
Retail	13%
Telecommunications	5%

Industry Category (Moody's)	Automobiles	25.38%
	Commercial Finance	14.52%
	Consumer Finance	0.00%
	Diversified/Conglomerate Manufacturi	6.85%
	Finance	0.03%
	Leisure & Entertainment	1.25%
	Telecommunications	5.34%
	Mortgage Finance	46.64%
	Total	100.00%



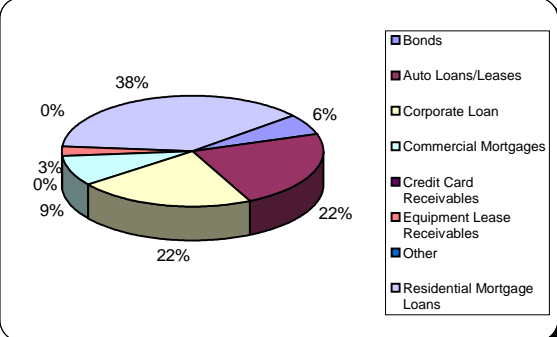
Industry Category	Percentage
Automobiles	25%
Commercial Finance	15%
Consumer Finance	0%
Diversified/Conglomerate Manufacturing	7%
Finance	0%
Leisure & Entertainment	1%
Telecommunications	5%
Mortgage Finance	47%

Asset Category (Fitch)	Auto Loans/Leases	22.57%
	Bond Obligations	6.23%
	CMBS	9.06%
	Corporate Loans	21.94%
	Credit Cards	0.00%
	Equipment Leases	2.59%
	Other	0.03%
	RMBS	37.59%
	Total	100.00%



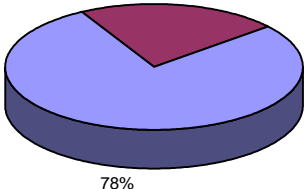

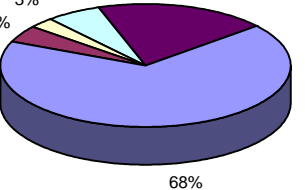
Asset Category	Percentage
Auto Loans/Leases	22%
Bond Obligations	3%
CMBS	9%
Corporate Loans	22%
Credit Cards	0%
Equipment Leases	2%
Other	0%
RMBS	38%

Asset Category (Moody's)	Bonds	6.23%
	Auto Loans/Leases	22.57%
	Corporate Loan	21.94%
	Commercial Mortgages	9.06%
	Credit Card Receivables	0.00%
	Equipment Lease Receivables	2.59%
	Other	0.03%
	Residential Mortgage Loans	37.59%
	Total	100.00%



Asset Category	Percentage
Bonds	6%
Auto Loans/Leases	22%
Corporate Loan	22%
Commercial Mortgages	9%
Credit Card Receivables	0%
Equipment Lease Receivables	3%
Other	0%
Residential Mortgage Loans	38%

Assets - Details
**% of
Participating
Assets**

Listed/Non Listed	Listed	78.03%	
	Non-Listed	21.97%	
	Total	100.00%	
Asset Type	Participating Eligible Investment	0.03%	
	Rated ABS	71.81%	
	Rated Security	28.17%	
	Total	100.00%	
Asset Rating Fitch and / or Moody's	AAA(zaf) or equivalent	67.55%	
	AA+(zaf) or equivalent	4.43%	
	AA(zaf) or equivalent	2.64%	
	AA-(zaf) or equivalent	6.23%	
	Affirmation	19.13%	
	N/A	0.03%	
	Total	100.00%	