

Notes in Issuance

Programme Limit	R 15,000,000,000
% Notes issued	57.18%
% Notes available for future issuance	42.82%
Total Notes Outstanding - Present Value	R 8,386,039,604
Total Notes Outstanding - Face Value	R 8,577,000,000
Largest daily issuance within reporting cycle - Face Value	R 538,000,000
Number of Series in Issue	36
Maximum Maturity allowed	364 days
Longest Remaining Maturity - Days	92 days
Shortest Remaining Maturity - Days	8 days
Average Maturity - Days	51 days
Conditions Precedent that prevent issue of Notes (Yes/No)	No
Ratings of Notes	Prime -1.za/F1+(zaf)

Facilities

Liquidity	
Minimum Liquidity Commitment	R 8,583,300,000
Amount drawn down	Nil
Programme Wide Credit Enhancement	N/A
Programme Wide Credit Enhancement available	N/A
Programme Wide Credit Enhancement required	N/A
Programme Wide Credit Enhancement drawn down	N/A

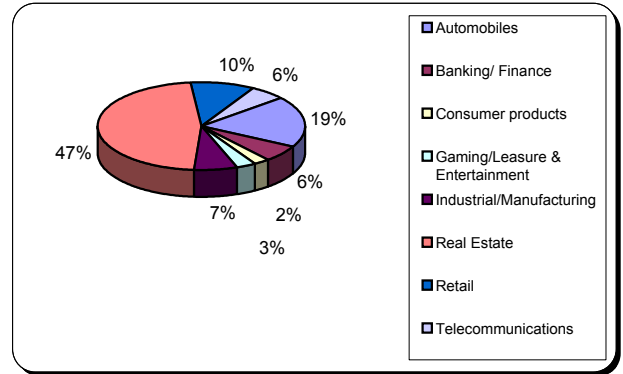
Assets - General information

Total Assets - Book Value	R 8,489,466,005
Number of Assets in Program	
<i>Participating Eligible Investment</i>	1
<i>Rated Securities</i>	13
<i>Rated ABS</i>	44
Maximum Legal Maturity	36.08 Years
Expected Average Maturity	3 Years
Largest % of any Participating Asset (Principal Balance)	5.96%

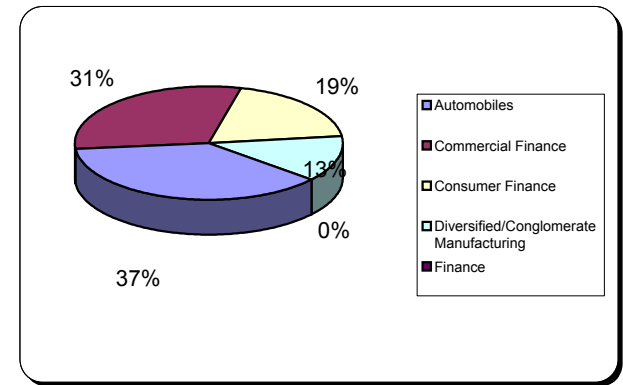
Assets - Details

**% of
Participating
Assets**

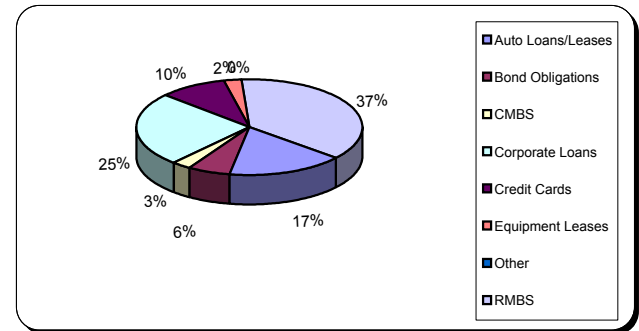
Industry Category (Fitch)		% of Participating Assets
Automobiles		19.02%
Banking/ Finance		5.98%
Consumer products		2.48%
Gaming/Leisure & Entertainment		2.98%
Industrial/Manufacturing		6.74%
Real Estate		47.36%
Retail		9.77%
Telecommunications		5.67%
Total		<u>100.00%</u>



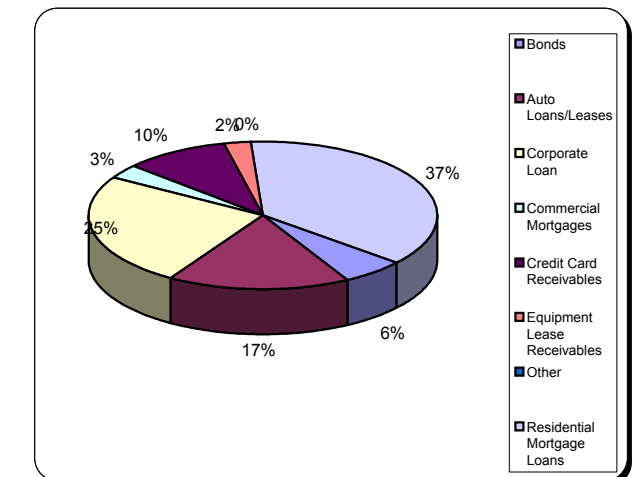
Industry Category (Moody's)		% of Participating Assets
Automobiles		19.02%
Commercial Finance		15.67%
Consumer Finance		9.77%
Diversified/Conglomerate Manufacturi		6.74%
Finance		0.01%
Leisure & Entertainment		2.98%
Telecommunications		5.67%
Mortgage Finance		40.14%
Total		<u>100.00%</u>



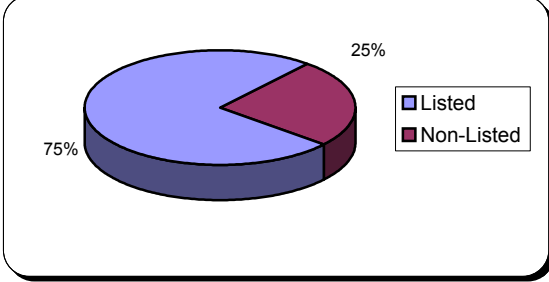
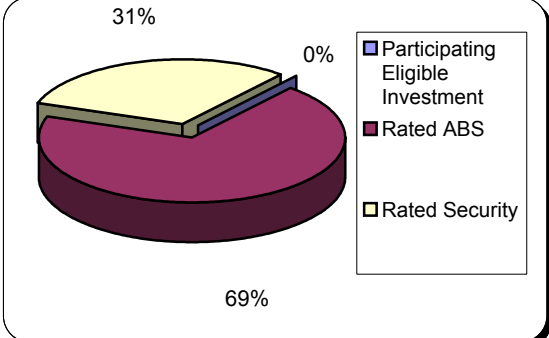
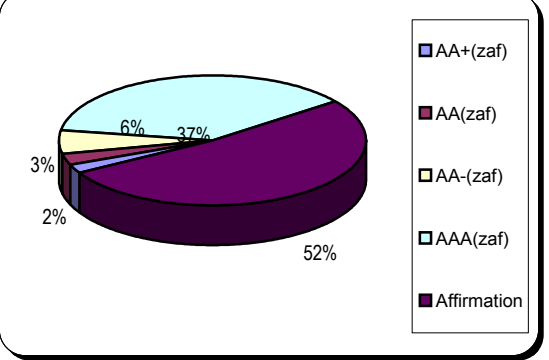
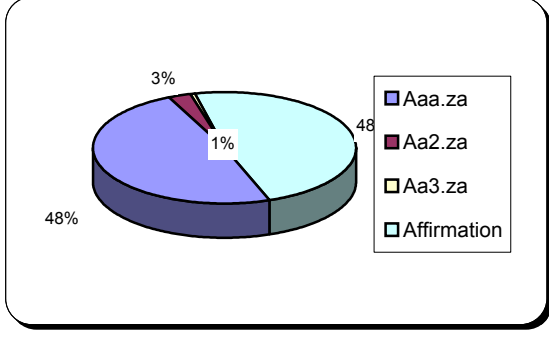
Asset Category (Fitch)		% of Participating Assets
Auto Loans/Leases		16.67%
Bond Obligations		5.96%
CMBS		3.02%
Corporate Loans		24.96%
Credit Cards		9.77%
Equipment Leases		2.48%
Other		0.01%
RMBS		37.12%
Total		<u>100.00%</u>



Asset Category (Moody's)		% of Participating Assets
Bonds		5.96%
Auto Loans/Leases		16.67%
Corporate Loan		24.96%
Commercial Mortgages		3.02%
Credit Card Receivables		9.77%
Equipment Lease Receivables		2.48%
Other		0.01%
Residential Mortgage Loans		37.12%
Total		<u>100.00%</u>



Assets - Details
% of Participating Assets

Listed/Non Listed	Listed	75.03%	
	Non-Listed	24.97%	
	Total	100.00%	
Asset Type	Participating Eligible Investment	0.01%	
	Rated ABS	69.06%	
	Rated Security	30.92%	
	Total	100%	
Asset Rating (Fitch)	AA+(zaf)	2.34%	
	AA(zaf)	2.53%	
	AA-(zaf)	5.96%	
	AAA(zaf)	37.08%	
	Affirmation	52.07%	
	Total	100%	
Asset Rating (Moody's)	Aaa.za	48.71%	
	Aa2.za	2.76%	
	Aa3.za	0.60%	
	Affirmation	47.92%	
	Total	100%	